


## New equipment RKS500 manual at 2012




Saw complete




Main switch with emergency stop



Protective grid left and right




Protective for motor




Suction nozzle



Brush set inside and outside




Saw outlet exchangeable



Protective sheet

## Equipment optional RKS500manual



Drawer for chips



RKS500 in use